

ENERGY PRODUCTS

The energy **MARKETPLACE.**


Light Sweet Crude Oil
Natural Gas
Heating Oil
RBOB Gasoline
Propane (cash)
Singapore 380
Gulf Coast Gas
Gulf Coast
New York
Russian
Ethane

REALIZED

STORED

TRANSFERRED

ENERGY



In a world of increasing volatility, customers around the globe rely on CME Group as their premier source for managing risk across all major asset classes – offering futures and options based on interest rates, equity indexes, foreign exchange, energy, agricultural commodities, metals, weather and real estate. Built on the heritage of CME, CBOT and NYMEX, CME Group is the world's largest and most diverse derivatives exchange, encompassing the widest range of benchmark products available. CME Group brings buyers and sellers together on the CME Globex electronic trading platform and on trading floors in Chicago and New York. We provide you with the tools you need to meet your business objectives and achieve your financial goals. CME Clearing matches and settles all trades and guarantees the creditworthiness of every transaction that takes place in our markets.

ENERGY PRODUCTS

In 2008, NYMEX became part of CME Group. The CME Group Energy complex offers the most benchmark contracts in this asset class. From the world's largest industrial companies to financial institutions, hedge funds, proprietary trading firms and active individual traders, our diverse universe of participants trade an average daily volume of 1.25 million energy contracts every day on CME Globex, CME ClearPort or our trading floor. This liquidity translates into tight bid-ask spreads and high-quality trade executions in products that help meet a variety of customers' business and risk management objectives. It is a leadership position that has supported record year-on-year volume growth – up 19 percent in 2008 alone.

GLOBAL OPPORTUNITY

Every day the world moves faster. And you have to manage your exposure to domestic energy prices, which can fluctuate wildly due to situations occurring in countries half a world away. Thankfully, there is a single, powerful marketplace where you can manage your energy risk. The extensive slate of energy futures, options and over-the-counter (OTC) contracts listed at CME Group enable a global community of buyers and sellers to manage their exposure to energy market fluctuations, reducing their risk and creating opportunities, around the world, virtually 24 hours a day.



A global community of buyers and sellers can manage their energy price exposure in the largest energy marketplace in the world

Benchmark Products

CME Group provides products for the entire energy spectrum – crude oil, natural gas, heating oil, gasoline, electricity, ethanol and more – many of which set the price for these resources worldwide.

Security and Safety

Acting as the central counterparty to all trades, the exchange matches and settles all trades and guarantees the creditworthiness of every transaction that takes place in our markets.

Reliability

The CME Globex electronic trading platform has successfully scaled to handle more than five million contracts per day, with 100 percent uptime.*

Liquidity and Flexibility

CME Group participants complete more than 1.25 million energy transactions daily on three venues: CME Globex, CME ClearPort and our trading floor. This liquidity translates into tight bid-ask spreads and the ability for you to get in and out of markets quickly and easily.

Innovation

CME Group is responsible for key developments that have built today's futures industry and we continue to create energy contracts that generate new opportunities and trading technologies that make markets work faster and more efficiently.

* From August 2007 through December 2008.



- Light Sweet Crude Oil
- Natural Gas
- RBOB Gasoline
- Heating Oil
- Propane (cash only)
- Singapore 380cst Fuel Oil
- Gulf Coast Ultra Low Sulfur Diesel (ULSD)
- New York Harbor Ultra Low Sulfur Diesel (ULSD)
- Russian Export Blend Crude Oil (REBCO)
- Ethanol

CONSULT TOP CHECK

BYPASS 2: CHECK

MAIN 1: CHECK

MAIN 2: CHECK

MAIN 3: CHECK

MAIN 4: CHECK

MAIN 5: CHECK

THE WORLD'S **BENCHMARK** ENERGY PRODUCTS

We have over a 30-year history of providing the most innovative and liquid energy markets. More than 265 million energy futures trade through our markets every year, making CME Group the premier marketplace for energy price discovery. Benchmark contracts, like our Light Sweet Crude Oil, are the standards by which other exchanges and market participants gauge the settlement value of their contracts. That means when you are trading CME Group Energy products, you are trading the market of reference. And, if you plan on ultimately taking delivery, CME Group provides physically settled contracts as well as financially settled contracts, that can greatly simplify your final transaction.

CME Group provides products for the entire energy spectrum – crude oil, natural gas, gasoline, electricity, coal, ethanol, propane and more. Or, if you prefer to trade off-exchange or OTC style, you have access to more than 500 contracts on CME ClearPort.

CME Group Energy Futures and Options

PHYSICALLY SETTLED CONTRACTS

- Light Sweet Crude Oil
- Natural Gas
- Heating Oil
- RBOB Gasoline
- Singapore 380cst Fuel Oil
- Gulf Coast Gasoline
- Gulf Coast Ultra Low Sulfur Diesel (ULSD)
- New York Harbor Ultra Low Sulfur Diesel (ULSD)
- Russian Export Blend Crude Oil (REBCO)
- Ethanol

CASH SETTLED CONTRACTS

- Light Sweet Crude Oil
- Natural Gas Last-day
- Natural Gas Penultimate
- Heating Oil
- RBOB Gasoline
- Brent Crude Oil Penultimate
- Brent Crude Oil Last-day
- Propane
- Heating Oil and Gasoline Crack Spread
- Electricity
- Uranium
- E-mini Crude Oil
- E-mini Natural Gas
- E-mini RBOB Gasoline
- E-mini Heating Oil

DME Oman Crude Oil Futures Now Trading on CME Globex

As of Q1 2009, DME Oman Crude Oil futures are now available on the CME Globex electronic trading platform. With this addition, the world's three crude oil benchmark products now trade on the same platform: Light Sweet Crude Oil (WTI), Brent Crude Oil and DME Oman Crude Oil .



86
87
88
89
90
91
92
93
94
95
96
97
98
99

TANK 9: CLOSED
TANK 8: CLOSED
TANK 7: CLOSED
TANK 6: CLOSED
TANK 5: CLOSED

OVER 100 YEARS
WITHOUT A DEFAULT

ED
ED

THE INCREASED **SAFETY AND SECURITY** OF CENTRAL COUNTERPARTY CLEARING

In today's market environment, effective risk management is a business imperative. Risk management opens the door to opportunity. It supports faster and smarter decisions and, although risk management can be measured in dollars, euros and yen, it also depends on the tangible benefits of transparency, liquidity, trust and confidence.

That's what CME Clearing brings to the energy markets. Whether you trade on the floor, on the screen, or are clearing off-exchange transactions through CME ClearPort, the exchange acts as the counterparty to every trade, virtually eliminating counterparty credit risk – meaning that for every trade completed on our exchange, we virtually guarantee

the financial soundness of both parties. We lead the industry in providing a comprehensive set of risk-management services – giving you the security and confidence market participants need to operate, invest and grow. By being at the center of every transaction, we can protect everyone's interest and ensure the integrity of the marketplace.

KEY FEATURES OF CME CLEARING

Central counterparty guarantee. Whether you trade live on the floor, electronically on CME Globex or clear privately negotiated trades through CME ClearPort, your credit risk is virtually eliminated as CME Clearing becomes the buyer to every seller and the seller to every buyer.

\$8 billion in safety and soundness.

In more than 100 years of trading, CME Clearing has never had a default or a loss of customer funds resulting from failure of a clearing firm.

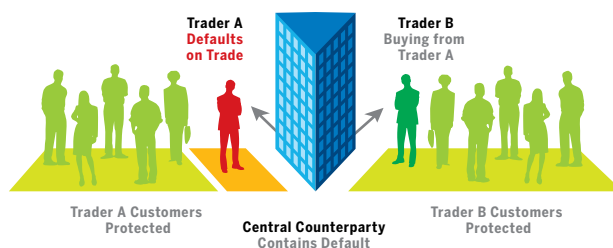
Segregation of customer funds. Your funds are not subject to creditor claims against your clearing firm should it become financially unstable or insolvent, and can be transferred to another clearing firm if needed.

Performance bond requirements. All of our customers are required to put up a "good faith deposit," or performance bond, to cover the maximum likely loss a position could suffer. In turn, our clearing member firms must post to CME Clearing at least the maintenance performance bonds for all positions carried.

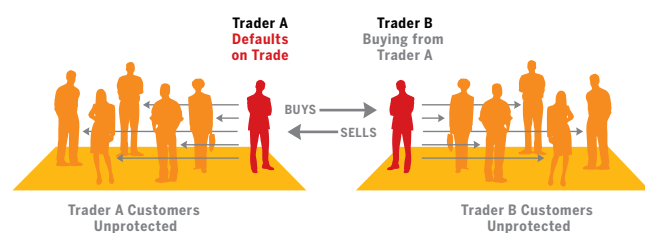
Twice daily mark-to-market process. Accumulation of debts/losses is limited and transparency is achieved as CME Clearing marks your futures and options positions to market twice daily.

24-hour monitoring by an experienced risk-management team. More than 120 employees on the Clearing and Audits Risk staff use a variety of sophisticated tools to carefully observe risk 24 hours a day, six days a week.

Central Counterparty Model



Bilateral Model



CME Clearing is the counterparty to every trade – effectively removing direct exposure to counterparty credit risk.

CME Globex Hours Up
 JAN 2006 - DEC 2008

- TO DO LIST**
- Drop-off dry cleaning
 - Call landlord
 - Stop at bus stop
 - Dinner @ 7:30

YEAR	MONTH	TOTAL USERS	TOTAL HOURS AVAILABLE	TOTAL HOURS UP	TOTAL PERCENTAGE UP
2006	Jan	1409	676320	676246.899	99.989%
2006	Feb	1409	642504	641649.811	99.987%
2006	Mar	1409	77768	777067.539	99.867%
2006	Apr	1409	642504	641809.818	99.910%
2006	May	1409	743958	743668.301	99.962%
2006	Jun	1409	676320	676248.232	99.989%
2006	Jul	4892	277708	277652.928	99.983%
2006	Aug	5085	282282	282234.288	99.987%
2006	Sep	5282	30792	30785.572	99.982%
2006	Oct	5359	319133	319073	99.982%
2007	Jan	5703	3426192	3425991	99.997%
2007	Feb	5991	3764088	3763883	99.997%
2007	Mar	5883	3449280	3449036	99.998%
2007	Apr	6110	4080936	4080711	99.993%
2007	May	6332	4463712	4463465	100.000%
2007	Jun	6489	4586904	4586732	100.000%
2007	Jul	6919	5322384	5322364.495	100.000%
2007	Aug	7189	5012280	5012261.239	100.000%
2007	Sep	7393	5138280	5138264.744	100.000%
2007	Oct	8454	5524992	5524986.936	100.000%
2007	Nov	9101	5607360	5607355.601	100.000%
2007	Dec	9642	5438664	5438651.795	100.000%
2008	Jan	9945	5791104	5791101.309	100.000%
2008	Feb	10186	5634720	5634716.680	100.000%
2008	Mar	10464	5767776	5767767.212	100.000%
2008	Apr	10620	6203472	6203464.056	100.000%
2008	May	10791	5446464	5446456.000	100.000%
2008	Jun	10888	6123600	6123592.000	100.000%
2008	Jul	11137			
2008	Aug	11444			
2008	Sep				
2008	Oct				
2008	Nov				
2008	Dec				



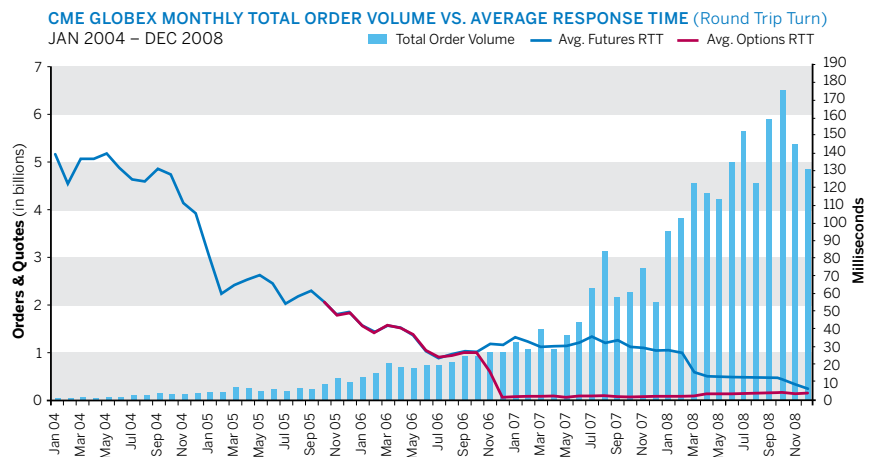
CME GLOBEX – A PROVEN ELECTRONIC PLATFORM

Where innovation meets reliability

Since launching on CME Globex in mid 2006, CME Group Energy contracts have more than tripled in volume. That's because CME Globex reaches a global trading audience, defines the cutting edge of financial trading technology and receives continual enhancements to meet customers' evolving needs. The platform is an open access marketplace that allows customers to participate directly in the trading process, view the book of orders and prices and enter their own orders. Leading the industry in stability, CME Group has achieved near 100 percent uptime.

Delivering you opportunity around-the-world, around-the-clock

Customers worldwide have access to the platform through more than 1,100 direct connections in more than 86 countries and foreign territories, with new connections being added all the time. Telecommunication hubs in Singapore, London, Amsterdam, Dublin, Milan and Paris help reduce connectivity costs, increase accessibility and deliver faster, more efficient trading.



CME Group is constantly working to reduce processing time – the platform continues to handle significantly more volume at a significantly faster pace, handling more than six billion trades per month with an average 11-millisecond response time.

Open virtually 24 hours a day through more than 1,100 direct connections in 86 countries and foreign territories

Dedicated, fast connectivity to a world of opportunity

Trades on CME Globex are executed in less than the blink of an eye and confirmations are immediately sent to the customer anywhere in the world. CME Group is constantly working to reduce processing time, and our focus on speed and reliability has had very positive results. The platform continues to handle significantly more volume, significantly faster.

24-hour customer support

If CME Globex is open, the Globex Control Center (GCC) is open. The GCC provides customer support and problem management, 24 hours a day (from 2:00 p.m. Sunday through 4:45 p.m. Friday, U.S. Central Time) to members, clearing members and customers designated by clearing members from around the world.



Total Average Daily Volume for Energy Contracts

Crude Oil
Refined Products
Natural Gas

1,800
1,600
1,400
1,200
1,000
800
600
400
200

Mobile Minutes Used
2,137 this month

Next Appointment
In 7 minutes

Distance to Curb
12 steps

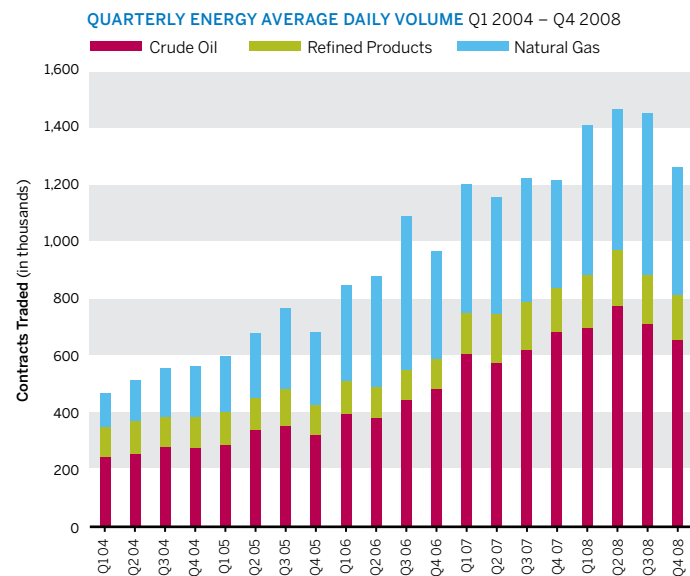
JAN 04 APR 04 JUL 04 OCT 04
JUL 05 OCT 05 JAN 06
JUL 07 OCT 07 JAN 08 APR 08 JUL 08

WHERE **THE WORLD** TRADES ENERGY

CME Group Energy markets bring together a large and diverse community of market participants. Buyers and sellers trying to protect themselves from price and volatility risk. Investors looking for opportunities. From all sides, from across the globe, participants come to the central marketplace and deep liquidity of CME Group Energy markets.

Dynamic Market Expansion

With more than 1.25 million contracts traded daily within this increasingly important asset class, market participants from around the world come together to access highly liquid, highly volatile markets with tight bid/offer spreads from any or all of our three venues.



THREE WAYS TO ACCESS OPPORTUNITY

Liquidity and Flexibility

On CME Globex. On CME ClearPort. Or on our trading floors. No matter your preferred venue, CME Group brings together a world of participants at the speed of the market. With this broad base of trading partners and market makers in every time zone, our markets offer the liquidity and volume you need to increase opportunity and minimize slippage. Further, when you trade CME Group Energy futures and options, you are protected by the transparency and mitigation of counterparty credit risk – the cornerstone of our markets for more than 100 years.

CME Globex

The most advanced and reliable electronic derivatives trading platform in the world, CME Globex, offers access to energy futures and options with the speed and flexibility to support the most complex and demanding trading. Millisecond response time, price transparency, anonymity, reliability, market integrity and top-of-book, real-time market data translate to unmatched functionality and capacity that is enhanced by unparalleled customer support.

Trading Floor

Traditional open outcry trading of energy contracts is available on our trading floor in New York. The trading floor is also host to our highest concentration of options trading liquidity.

CME ClearPort

CME ClearPort gives market participants unparalleled flexibility to conduct their own transactions off-exchange, negotiate their own prices and still take advantage of the benefits of central counterparty clearing by submitting the transactions through the CME ClearPort system. Getting started to submit transactions for clearing via CME ClearPort is easy. Once an account has been established with a clearing member, you simply complete the online registration form. Once approved, you'll be able to begin clearing OTC trades of more than 500 energy contracts immediately.



- 1848 Creation of the first futures contract
- 1865 Development of standardized "contract futures" for grain
- 1885 First futures clearing operation
- 1972 First financial futures contracts with contracts on seven foreign currencies
- 1978 First energy futures
- 1987 Concept and development of the first electronic trading platform for futures, the CME Globex platform
- 2002 First U.S. exchange to go public
- 2002 Introduced ClearPort for OTC transactions
- 2007 CME and CBOT of trading merge to form CME Group
- 2008 NYMEX becomes part of CME Group

Wind mills

Global Number: 40

Average kWh: 10,000 per year

A HISTORY OF LEADING

CME Group, as the largest and most diverse exchange in the world, is responsible for key developments that have built today's futures and energy industries, including status as the first futures exchange in the U.S., the standardization of futures contracts, the formation of the clearing process, the introduction of financial futures, cash-settlement and electronic trading. Our collective legacy spans three centuries of unique contributions to the financial markets. And we are focused on continually providing the newest products and technologies that make markets work better for all participants.

Creative Products

A proven leader in product innovation, CME Group launched the world's first futures contracts on heating oil in 1978 and crude oil in 1983; and was the first (and remains the only) exchange to offer access to all major asset classes from a single electronic trading platform and trading floors in Chicago and New York. More importantly, we are continually listening to our customers, analyzing markets and developing the newest and best products for our customers. That's how CME Group has cemented its role as the marketplace to trade energy options. You can manage the intermarket spread between RBOB gasoline and crude oil, or heating oil and crude oil. You can trade American-style crack spread, calendar spread, average price options; or European-style and one-day options. And beyond energies – from U.S. interest rate yield curve products to equity index, foreign exchange, agricultural commodities, metals and alternative investment products such as weather and real estate – many of our contracts serve as benchmarks for investors worldwide. They are the products that make markets work better and give more participants the confidence to manage risk.

We are continually listening to develop the newest and best products for our customers

Breakthrough Technology

Along with reliability, global reach and speed, our innovative CME ClearPort system, launched in 2002, offers unprecedented mitigation of counterparty credit risk to OTC energy trading. This unique advantage has fueled volume growth of 39 percent across more than 500 products – positioning CME ClearPort to be the system of choice for securely clearing off-exchange transactions.

START REALIZING
THE BEST POSSIBLE RETURNS
FROM YOUR ENERGY TRADING, TODAY.

For more information on CME Group Energy products,
visit www.cmegroup.com/energy or contact the
Energy and Metals Hotline at 212 299 2301.



CME GROUP HEADQUARTERS

20 South Wacker Drive
Chicago, Illinois 60606
cmegroup.com

info@cmegroup.com
800 331 3332
312 930 1000

CME GROUP GLOBAL OFFICES

Chicago

Washington D.C.

Singapore

New York

Hong Kong

Sydney

Houston

London

Tokyo